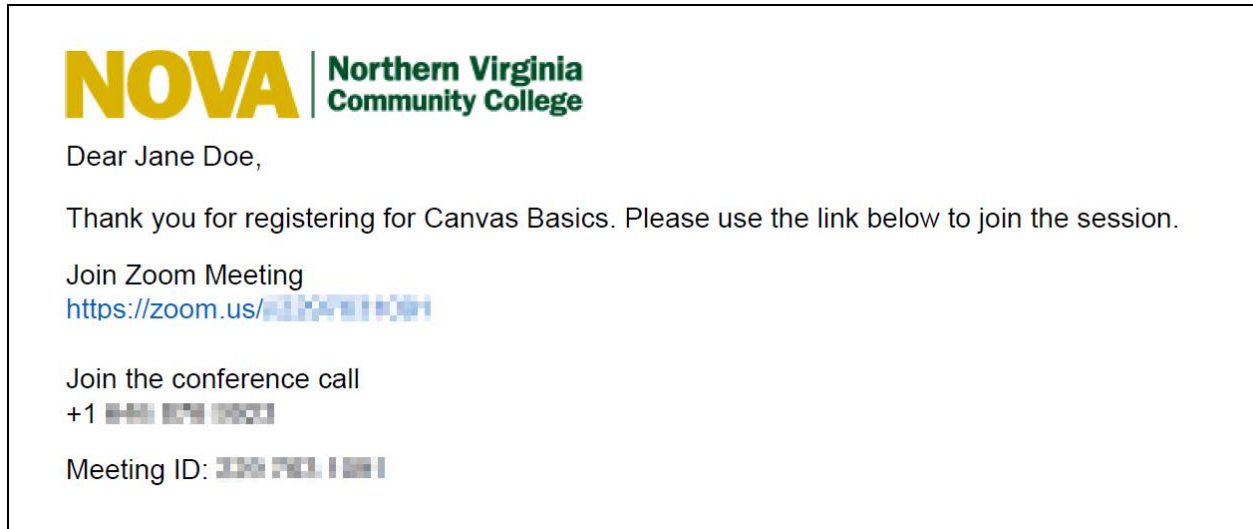


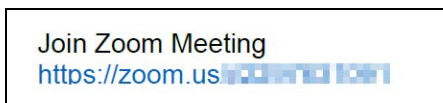
How do I join a **Canvas** webinar with Zoom?

After registering for a Canvas training session at <https://online.nvcc.edu/trainingcatalog/>, you will receive a confirmation email. A reminder email will arrive the day before the webinar.

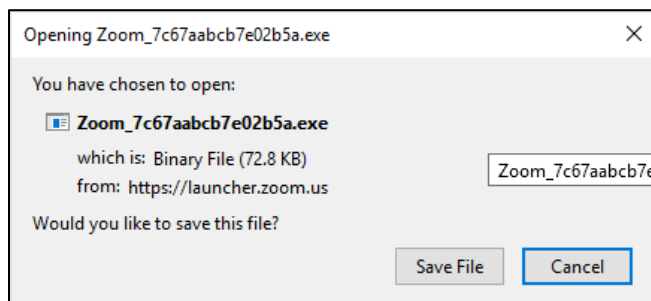


Join the webinar using Firefox

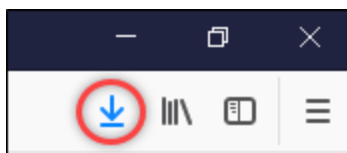
1. Click the Zoom link.



2. At the pop-up, click **Save File**.



3. From the upper-right corner of the screen, click the **Downloads** arrow and click on the Zoom_###.exe file.

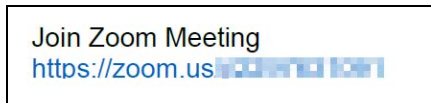


4. In a few seconds, the **Join a Meeting** window will appear. Enter your full name and click **Join Meeting**.

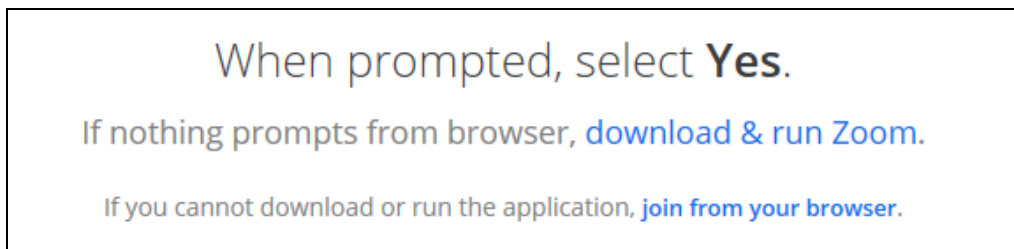


Join the webinar using Chrome

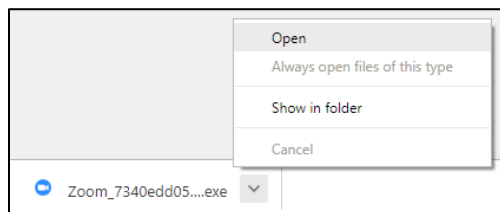
1. Click the Zoom link



2. In a few seconds, the instruction screen should appear.



3. When prompted to enter your name, type your full name and click [Join Meeting](#).
4. If you aren't automatically prompted to enter your name, click the [download & run Zoom](#) link.
5. From the lower left corner of the screen, click the Zoom_###.exe arrow and click on **Open**.



Either browser: Choose ONE of the audio conference options.

Computer Audio (the default): If you have headphones or are working in a private office where you can use your speakers, click [Join with Computer Audio](#).

Phone Call: Dial either one of the phone numbers. At the prompt, enter the Meeting ID and Participant ID.

Leave the webinar

From the top right corner of the screen, click the X to close the browser window.